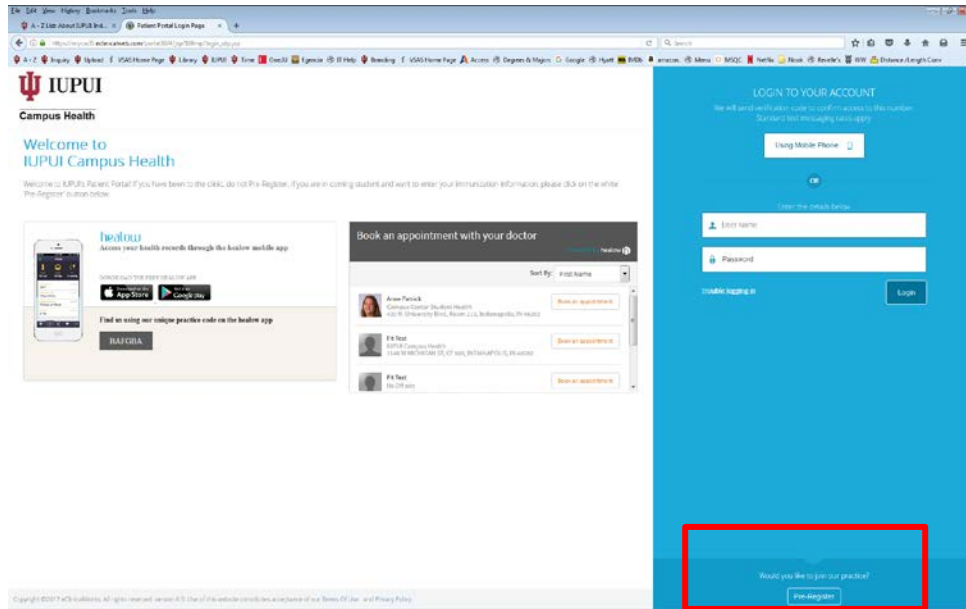


# IUPUI Campus Health Patient Portal Pre-Registration

It is important that the steps below are completed in chronological order.

**PLEASE NOTE:** If you have already been a patient at our clinic, you do not need to pre-register. To web-enable your account, either send an email to [healthsv@iupui.edu](mailto:healthsv@iupui.edu) or call 317-274-8214 with your request. Once web-enabled, you can review and/or update your information following steps 3 through 6 below.

1. Pre-Register as a patient by going to IUPUI Campus Health's Patient Portal using the following link: <https://health.eclinicalworks.com/IUPUICampusHealth>. Click the **Pre-Register** button.



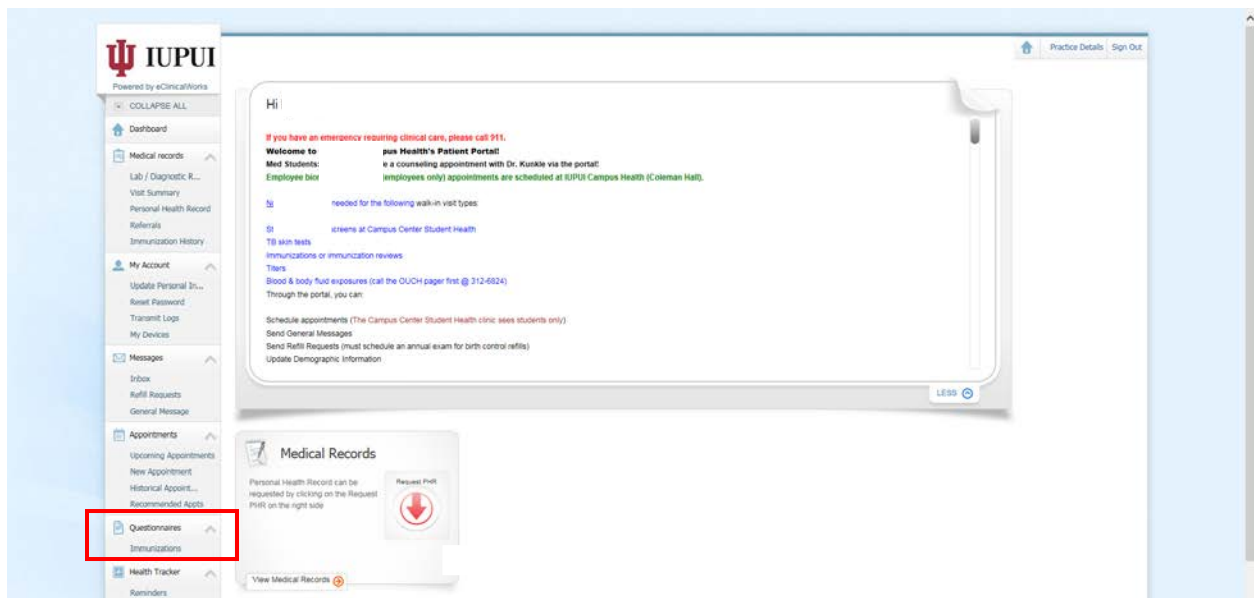
2. Fill out the starred demographic information in all three tabs and click 'Submit' when finished. You must provide an iupui.edu, iu.edu, or indiana.edu email address during registration to be web-enabled! If you do not have an iupui.edu, iu.edu, or indiana.edu address, enter your current email address and skip to step 6.

**Personal Details**    **Emergency Contact**    **Employer**

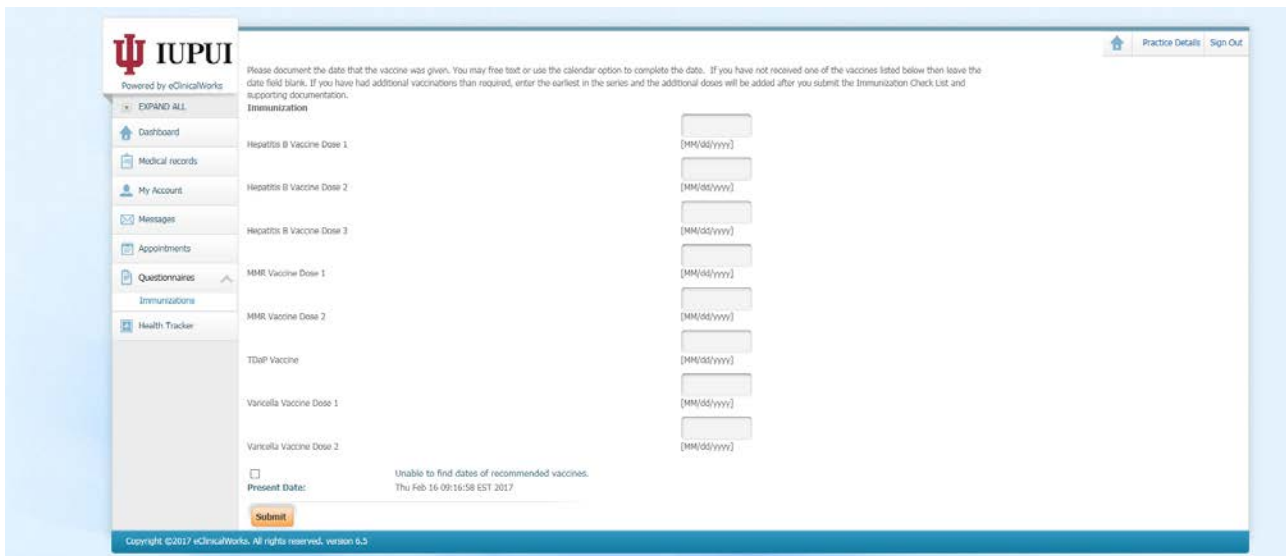
**Important !** :This is for new and prospective patients to enroll in our practice. Please do not fill the pre-registration if you are already a patient in our practice. If you need access to the web-portal or if you are having trouble logging in, please contact the practice.

<b>*Last Name</b> <input type="text"/>	<b>*Address 1</b> <input type="text"/>		
<b>*First Name</b> <input type="text"/>	<b>*City</b> <input type="text"/>	<b>*State</b> AL ▼	<b>*Zip</b> <input type="text"/>
<b>MI</b> <input type="text"/>	<b>Home Phone</b> <input type="text"/>		
<b>*Date of Birth</b> <input type="text"/> [mm/dd/yyyy]	<b>Work Phone</b> <input type="text"/>		<b>Ext</b> <input type="text"/>
<b>Marital Status</b> ▼	<b>*Cell Phone</b> <input type="text"/>		
<b>*Sex</b> <input type="radio"/> Male <input type="radio"/> Female	<b>Social Security</b> <input type="text"/>		
<b>*Email</b> <input type="text"/>			

- IUPUI Campus Health will process your submitted registration, which may take several days. After your registration is complete, you will be sent an email with your username and temporary password to log into the IUPUI Campus Health Patient Portal. Once you receive your portal access credentials, log into the Patient Portal to complete the next step. Your temporary password will expire in 48 hours. If your password expires, either send an email to [healthsv@iupui.edu](mailto:healthsv@iupui.edu) or call 317-274-8214 to request password reset.
- When logged into the Patient Portal, click “Immunizations” under Questionnaires located on the left hand side.



- Complete the date fields (free text or use the calendar) next to the vaccines that you have received. Leave date fields blank if you have not had that vaccine. When finished, click Submit. (Any titers, TB Surveillance, and/or additional vaccinations will be entered by our office once your completed immunization packet and supporting documentation are received.)



- Print and complete the applicable “Student Immunization Checklist”, and then scan the checklist and all supporting documents to [healthsv@iupui.edu](mailto:healthsv@iupui.edu). Please be sure to include your last name, first name, school, and graduating class in the subject line. **You will receive an email once your documentation is received and reviewed.**

# IUPUI Campus Health Patient Portal Use

To access your reviewed information, follow the steps below.

1. After your data has been reviewed, or a Campus Health clinic visit, you can access your data from your portal. For Lab information, under Medical Records click Lab / Diagnostic Reports.

The screenshot shows the IUPUI Patient Portal interface. On the left is a navigation menu with 'Medical records' highlighted in red. The main content area displays a table titled 'Your Lab / Diagnostic Reports' with the following data:

Order Dt	Name	Reason	Result
12/30/2015	VARICELLA ZOSTER IgG	matriculation	positive

At the bottom of the page, it says 'Copyright ©2017 eClinicalWorks. All rights reserved. version 6.5'.

For expanded version, click on test name.

The screenshot shows the expanded view of the test result. The patient's name is Stephen Wintermeyer, MD, Internal Medicine. The test name is VARICELLA ZOSTER IgG, ordered on 12/30/2015. The result is positive. The value is 15.00, and the reference range is N/A. The received date is 12/30/2015.

Name	Value	Reference Range
Varicella Zoster IgG	15.00	N/A

Result: positive Received Date: 12/30/2015

At the bottom of the page, it says 'Copyright ©2017 eClinicalWorks. All rights reserved. version 6.5'.

2. For immunizations, click on Immunization History under Medical Records.

**Immunization History**

No of Immunizations 6

Vaccine	Date Given	Dose	Location	Lot No.	Manufacturer	Exp. Date	Given By
1. Hepatitis B Vaccine	01/01/1910						OutSideProvider
2. Hepatitis B Vaccine	02/01/1910						OutSideProvider
3. Hepatitis B Vaccine	06/01/1910						OutSideProvider
4. MMR Vaccine	01/01/1910						OutSideProvider
5. MMR Vaccine	02/01/1910						OutSideProvider
6. TDap	01/01/2006						OutSideProvider

3. To share your information, click Personal Health Record under Medical Records.

**Personal Health Record**

Important: Please note only data that has clinical mapping will be shared/transmitted.

**Patient:**

eClinicalworks MRN: 151356  
 Sex: Female  
 Birthdate: January 1, 1900  
 Race  
 Ethnicity  
 Language  
 Address: 1140 w. michigan, Indianapolis, IN, 46202  
 Phone No:

**Table Of Content**

- PROBLEMS
- ALLERGIES

At bottom of screen, click on Share button. Dialog box appears. Enter email of person / entity receiving report. Hit Send button.

**IMMUNIZATIONS**

Vaccine	Route	Administration Date	Status
Hepatitis B Vaccine	Unk		Administered
MMR Vaccine	Unk		Administered
Hepatitis B Vaccine	Unk		Administered
Tdap	Unk		Administered
MMR Vaccine	Unk		Administered
MMR Vaccine	Unk		Administered
Influenza	Unk		Administered

**Care team**

**Guardian**

Contact info: 1140 w. michigan, Indianapolis, IN 46202, US

Emergency contact info

Patient Name: ... Date of Birth: January 1, 1900

Created On: March 8, 2017

Share